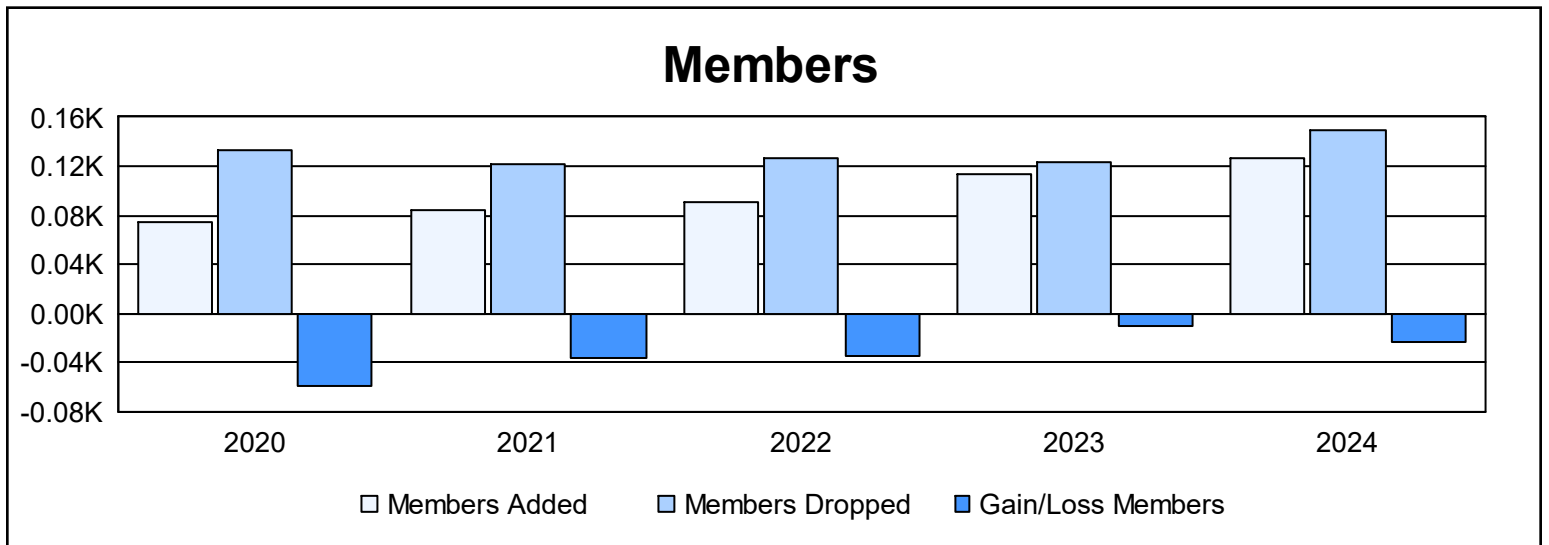
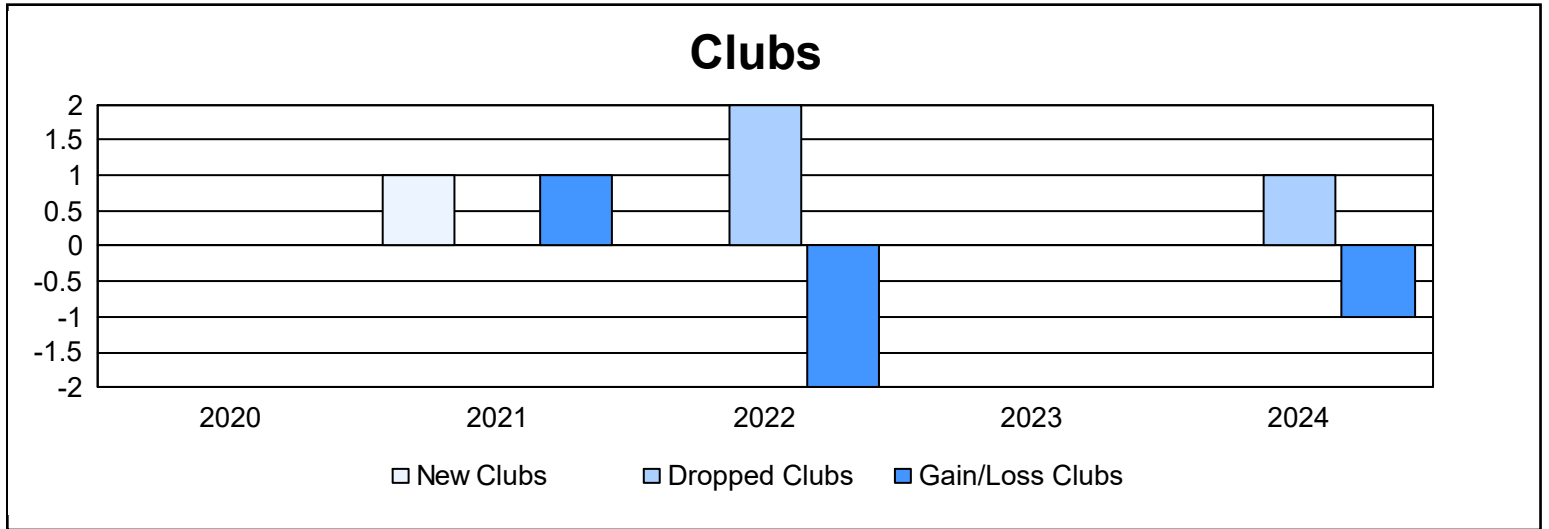
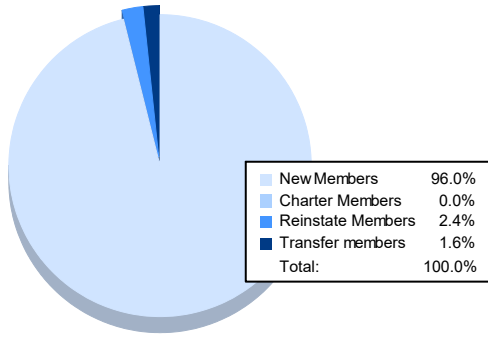


Year	New Clubs	Dropped Clubs	Gain/ Loss Clubs	New Members	Charter Members	Reinstate Members	Transfer Members	Total Member Added	Total Members Dropped	Gain/ Loss Members
2019-2020	0	0	0	61	3	3	7	74	133	-59
2020-2021	1	0	1	53	27	0	4	84	121	-37
2021-2022	0	2	-2	79	10	1	1	91	126	-35
2022-2023	0	0	0	102	0	5	6	113	124	-11
2023-2024	0	1	-1	121	0	3	2	126	149	-23
<b>Average</b>	<b>0</b>	<b>1</b>	<b>0</b>	<b>83</b>	<b>8</b>	<b>2</b>	<b>4</b>	<b>98</b>	<b>131</b>	<b>-33</b>



### Membership Composition June 2024 Cumulative



### Gender Composition June 2024 Cumulative

